
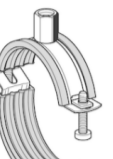



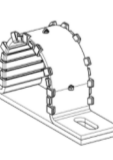





Pipe Clamp Selection Guide



Sikla Range	Indoor			Outdoor			RAL	VdS	FM APPROVED	Size range [mm]	max. load [kN]	Lining				Application
	BZP	HCP	S/S	SBR / EPDM	Silicone	Elastomer Foam						PUR Foam				
 Duo Clamp SRS	◆									13 - 167	0,6 - 2,5					M&E Services
Duo Clamp SRS ss			◆							13 - 169	0,6 - 2,5					M&E Services
Duo Clamp SRS ss w/Lining			◆							12 - 170	0,6 - 2,5	◆				M&E Services
Ratio S-K for Plastic Pipes	◆									16 - 110	0,65 - 1,2	◆				Plastic pipes only; sliding or fixed
 Ratio LS	◆					◆				12 - 114	0,6 - 1,15	◆				M&E Services pipes up to DN 100
Ratio LS Silicone	◆					◆				12 - 90	0,6 - 0,95	◆				Heating pipes up to DN 100
Ratio S	◆					◆				12 - 170	0,8 - 2,2	◆				Heating pipes > DN 100
Ratio S M8	◆									10 - 63	0,37	◆				M&E services up to 2 "
 Stabil D-3G	◆						◆	◆		15 - 316	2,0 - 12,5					Heating pipes > DN 100
Stabil D-3G w/ Lining	◆					◆*				14 - 318	1,8 - 7,5	◆				Heating pipes > DN 100
Stabil D-3G w/ Silicone Lining	◆					◆	◆			14 - 318	1,8 - 7,5		◆			Heating pipes, steam pipes up to 200 ° C
Stabil D-3G HCP		◆					◆	◆*		10 - 316	2,0 - 12,5					Heating pipes > DN 100
Stabil D-3G w/lining HCP		◆				◆*				14 - 318	1,8 - 8,0	◆				Heating pipes > DN 100
 Stabil D-2G/-3G ss			◆							18 - 219	5,0 - 11,0					Heating pipes > DN 100
Stabil D-2G/-3G ss w/Lining			◆							18 - 219	1,5 - 6,0	◆				Heating pipes > DN 100
Stabil D-2G/-3G ss w/Silicone Lining			◆							18 - 219	1,5 - 6,0		◆			Heating pipes, steam pipes up to 200 ° C
Stabil D-A	◆									31 - 521	4,0 - 12,5					Roof drainage, Industrial construction
Stabil D-M16	◆							◆*		218 - 521	9,0 - 15,0					Roof drainage, Industrial construction
Stabil D-M16 w/ Lining	◆									320 - 521	9,0 - 15,0	◆				Roof drainage, Industrial construction
Stabil D-M16 w/ Silicone Lining	◆									320 - 407	9,0		◆			Industrial construction, steam and hot water pipes
Stabil D ss			◆							18 - 231	5,0 - 6,0					Roof drainage, industrial construction
Stabil Form C	◆									40 - 200	8,5					Industrial pipelines
Stabil Form C LK	◆									18 - 610	11,0 - 42,0					Plant construction
 Stabil RB-A		◆								22 - 324	4,0 - 9,3					Industrial pipelines
Stabil RB-A HCP		◆								18 - 610	11,0 - 42,0					Plant construction: Ventilation pipes > DN 300 (roof)
Stabil I-1/2 "HCP		◆								22 - 115	4,7 - 11,0					Industrial
Stabil I-1/2" ss			◆							22 - 115	4,7 - 11,0					Industrial
 U Clamp RUC	◆									18 - 326	not specified					CO2 and sprinkler systems
U Clamp RUC I	◆							◆*		21,3 - 219,1	0,8 - 2,3					Sprinkler systems
 U Bolt RUB		◆								26,9 - 508	not specified					Sprinkler systems
U Bolt RUB 3570 A HCP			◆					◆*		21,3 - 274	not specified					Building services, industrial & fire/sprinkler systems
U Bolt RUB ss		◆								27 - 336	not specified					Industrial
 Filbow RSL N	◆						◆	◆		26,9 - 219,1	2,0 - 8,5					Fire/Sprinkler systems
Filbow RSL N Silicone	◆						◆			26,9 - 219,1	2,0 - 8,5		◆			Fire/Sprinkler systems
Filbow RSL N HCP		◆					◆	◆		26,9 - 219,1	2,0 - 8,5					Fire/Sprinkler systems
Filbow RSL N SS			◆				◆	◆		26,9 - 219,1	2,0 - 8,5					Fire/Sprinkler systems
Chilled Water Clamp AKS	◆									10 - 60	not specified			◆		Refrigeration, air conditioning and heating systems
 Chilled Water Clamp LKS 13	◆									15 - 168	0,1 - 2,5				◆	Air conditioning systems and cold water pipes
Chilled Water Clamp LKS 19	◆									15 - 273	0,1 - 4,9				◆	Cold water pipes
Chilled Water Clamp LKS 32	◆									15 - 273	0,2 - 5,6				◆	Cold and chilled water pipes
Chilled Water Clamp RB	◆									15 - 219	0,2 - 5,2				Rigid foam	Plant construction and cold water pipes
Chilled Water Clamp SKS Top-2C	◆									17 - 327	9,0 - 15,0				◆	Air conditioning systems and cold water pipes

* only selected clamping areas have this certification

¹ required for pipe expansion